



**CROWN TOOLS
PRODUCT CATALOG 2025**

Category	PAGE #
Marking / Mortise / Cutting Gauges	6
Planes / Square	7
Mallets / Bevels / Marking Knife	8
Hand Saws / Draw Knife	9 - 10
Cabinet Scrapers & Kits	11
Brad Pusher / Scratch Awl / Burnisher	12
Bevel Edged / Square / Corner / Point Chisels	13
Mortise Chisels	14
Skew Chisels / Gouges	15 - 21
Cryogenic Hollowing Tools	21 - 23
Bowl Gouges	24
Powder Metallurgy Turning Tools / Ring & Parting Tools	25 - 29
Long Handle Scrapers / Dome Nose Scrapers / Pepper Mill Tool	30 - 31
Screwdrivers / Shavehooks	32
Woodworking / Woodcarving Tools & Sets	33 - 34

BRAD PUSHERS / SCRATCH AWLS / BURNISHERS

Also known as pushpin or rampin, this tool is designed to drive panel pins into plywood or hardboard quickly without bending them. The panel pin is held in a barrel by a magnetic plunger, a firm push drives the pin and the spring action leaves the tool ready for reloading. Ideal for driving pins into awkward places hammers can't reach.

CARVING TOOLS

Big Horn offers a complete selection of premium quality carving tools from Crown for all sorts of carving. We have standard length professional carving tools in a full range of sizes, smaller size tools for smaller work, palm tools, carving knives, chip carving knives, and micro carving tools. Quality is guaranteed to impress.

CHISELS

Find high quality wood chisels for cutting mortises, shaving rough surfaces, chopping out corners and scraping off glue. The wood chisel is an indispensable member of any woodworker's tool set. Crown's prolific engineering is well known for making the most durable and finest wood chisels carpenters can find on the market.

CRYOGENIC HOLLOWING TOOLS

Crown hollowing tools are very easy-to-use requiring little practice to master the techniques involved and can leave a great finish requiring minimal sanding. This is an excellent product for the hollowing of smaller hollow forms, goblets and boxes – features remarkable quality as they are produced from cryogenically treated steel for excellent edge retention.

DRAW KNIVES OR BEVELS

Draw knives or bevels can be classified as creative artistic tools in the hands of the wood sculptor that can be used for stripping bark from trunks, for trimming and fitting beams or square timbers during renovations. Big Horn offers a high quality variety of Crown draw knives and bevels that can make a difference for professional carpenters.



CROWN TOOLS

Crown tools are the hand tools at their best. Detail oriented design and highest quality manufacturing results in products that you can use for years without any decline in quality and performance over time. Woodworkers seeking the very best should not look any further, this is where the benchmark is.

GOUGES & SCRAPERS

Use high quality Crown gouges for taking very fine cuts in the process of smoothing a surface or taking just a wisp of material away from a tenon or recess to achieve a fit with a matching part. Expert craftsmen and woodworkers put trust in Crown offerings to consistently achieve best in class performance and results.

HAND SAWS

Used for carpentry, dovetailing, joinery and many other functional tasks around the shop, Big Horn offers a large variety of Crown hand saws. You will find the hand saw you need among our selection of Dovetail saws, Gent's Saws, Flush Trim Saws and Tenon Saws. Hand saw has long been the symbol of a true craftsman at work and woodworkers can find the finest quality here.

MALLETS

Big Horn distributes high quality Crown mallets that are guaranteed to meet your professional requirements and needs. Crown mallets are affordable yet offer high quality with reliable performance and lasting durability. These mallets can go head to head with any brand name competing product and are guaranteed to satisfy any handyman.

MARKING / MORTISE / CUTTING GAUGES

Big Horn's range of marking and cutting gauges from Crown is guaranteed to improve the standards of any woodworker's work. These high quality tools bring precision and accuracy to the jobs where it is needed most. Long standing legacy means that handymen can trust Crown to deliver the right mix of quality, performance and price any time anywhere.

PLANES SQUARES

When it is time to target absolute accuracy in demanding projects, Big Horn's dynamic variety of precision planes and squares from Crown stands out in the competition. Designed, engineered and manufactured for pin point accurate results, Crown planes and squares amaze with their consistent and reliable performance for many years.

POWDER METALLURGY TURNING TOOLS

Made from advanced powdered metal, Crown's exclusive range of tools offers strength and durability that stands well above the competition. With vastly superior wear resistance, excellent grindability, improved toughness and high retention of hardness, powder metallurgy tools are the ones to beat in build quality and performance.

RING & PARTING TOOLS

Any woodworker who admires detail oriented projects has a need for quality ring and parting tools. Big Horn brings the exceptional quality to the table with finely engineered and manufactured parting tools from the well known brand Crown that can perform reliably over the years. Ring and parting tools are available in many sizes and varieties.

SCRAPERS

Scraper is a relatively cheap but essential accessory and no carpenter would deny the significance of a high quality scraper. Big Horn offers a wide range of premium quality Crown scrapers that are guaranteed to give the fit and finish woodworkers are looking for their projects.

SCREWDRIVERS

Big Horn offers traditionally made old English pattern Cabinet Screwdrivers from Crown Tools that feature a Beechwood handle and hardened and tempered high Carbon steel blade. These premium quality screwdrivers are available in a variety of sizes, each hand finished to fit a particular screw slot.

SHAVEHOOKS

Crown shavehooks feature unmatched build quality that is achieved with hardened and tempered steel blades, riveted to shanks which run through the full length of the specially shaped handle. Big Horn presents a complete range of Crown branded shave hooks that go a long way in improving the quality of professional woodworking and carpentry.

WOODTURNING TOOLS & SETS

Big Horn offers Crown's most extensive range of Sheffield made woodturning tools worldwide, using traditional methods and state of the art technology. These products are also available in range of carbon steel and HSS sets that come in all sizes for bowl gouge and general woodturning to pen, micro and miniature turning.





MARKING / MORTISE / CUTTING GAUGES

**BGH/Crown Part#
20150/138**
Marking Gauge

Features:

- ▶ Excellent for cross-grain work
- ▶ Kiln dried rosewood
- ▶ Brass plated head & Shaft with brass thumbscrew



**BGH/Crown Part#
20153/443**
Miniature Cutting Gauge

Features:

- ▶ 5mm single-beveled cutting blade
- ▶ Kiln dried Rosewood
- ▶ Brass thumbscrew
- ▶ Cutting blade will clearly sever cross-grain fibers without tearing



**BGH/Crown Part#
20155/20155**
Mortise Gauge

Features:

- ▶ Best for making layout marks with the grain or on end grain
- ▶ Plain head with brass thumbscrew
- ▶ Kiln dried rosewood



**BGH/Crown Part#
20157/153**
Mortise Gauge Plated

Features:

- ▶ Plated Rosewood head with brass thumb screw
- ▶ Best for making layout marks with the grain or on end grain



**BGH/Crown Part#
20160/154**
Mortise Gauge with Screwslide

Features:

- ▶ Screw slide adjustment
- ▶ Made from finest kiln dried Rosewood with brass fittings
- ▶ Rosewood plated head



**BGH/Crown Part#
20162/135**
Marking Gauge

Features:

- ▶ Manufactured from finest kiln dried Beechwood
- ▶ Plain head with plastic thumbscrew



**BGH/Crown Part#
20165/136**
Adjustable Marking Gauge - Beech

Features:

- ▶ Manufactured from finest kiln Dried Beech
- ▶ Plain head with plastic thumbscrew



**BGH/Crown Part#
23040/138M**
Miniature Marking Gauge

Features:

- ▶ Kiln dried Rosewood
- ▶ Brass thumbscrew



**BGH/Crown Part#
23043/143M**
Miniature Cutting Gauge

Features:

- ▶ Kiln dried Rosewood
- ▶ Brass thumbscrew
- ▶ Single beveled cutting blade
- ▶ Rosewood handle



**BGH/Crown Part#
23045/152M**
Mini Mortise & Marking Gauge

Features:

- ▶ Kiln dried Rosewood
- ▶ Brass thumbscrew
- ▶ Excellent for laying out & cross grain work
- ▶ Rosewood handle



PLANES

BGH/Crown Part#
23050/MPB
Miniature Block Plane



- Features:
- ▶ Adjustable high carbon steel blade
 - ▶ Rosewood body covered with brass knob & handle

BGH/Crown Part#
23055/MPBN
Miniature Bullnose Plane



- Features:
- ▶ Adjustable high carbon steel blade
 - ▶ Rosewood body covered with brass knob

BGH/Crown Part#
23060/MPS
Miniature Scraper Plane



- Features:
- ▶ Adjustable high carbon steel blade
 - ▶ Rosewood body covered with brass knob

SQUARES

TRY SQUARE

- Features:
- ▶ Great for measuring right angles
 - ▶ Rosewood handle
 - ▶ Hardened, tempered & blued steel blade

	BGH/Crown Part#	Size
	20130/124	4"
	20140/126	9"
	20145/127	12"

MINIATURE DOVETAIL

- Features:
- ▶ Hardened, tempered & blued steel blade
 - ▶ Rosewood handle
 - ▶ Manufactured to British standard BS3322

	BGH/Crown Part#	Ratio
	23025/1236M	1:6
	23030/1238M	1:8

BGH/Crown Part#
23015/133M
Miniature Try/Mitre Square



- Features:
- ▶ Hardened, tempered & blued steel blade
 - ▶ Rosewood handle
 - ▶ Manufactured to British standard BS3322



MALLETS

BGH/Crown Part# 22204/104

Lacquered Finish 18 oz Round Mallet

Features:

- ▶ Weight: 18 oz
- ▶ Head diameter: 4"
- ▶ Manufactured from finest Kiln dried beech
- ▶ Lacquered finish



Application:

- ▶ Designed to be quiet and yet transmit the maximum blow

BGH/Crown Part# 22206/106

20 oz Mallet

Features:

- ▶ Weight: 20 oz
- ▶ Head Size: 4-1/2"
- ▶ Manufactured from finest Kiln dried beech



Application:

- ▶ Designed to be quiet and yet transmit the maximum blow

BEVELS

MINIATURE BEVEL

Features:

- ▶ Tempered blued steel blade
- ▶ Rosewood handle
- ▶ Solid brass end cap with adjusting wing nut
- ▶ Use with dovetails and framing
- ▶ Use to transfer corner angles to shelves



BGH/Crown Part#	Size
20115/115M	4"
20117/115	7-1/2"
20120/116	9"
20125/117	10"

MARKING KNIFE

BGH/Crown Part# 23075/112

Miniature Marking Knife

Features:

- ▶ Resharpenable hardened & tempered high carbon steel blade
- ▶ Beechwood handle pinned to the blade
- ▶ One side beveled for accurate marking



HAND SAWS
**BGH/Crown Part#
20190/187F**
Flush Trim Saw

Features:

- ▶ Flexible blade for cutting dowels and plugs flush with surface
- ▶ Resharpenable high carbon steel blade
- ▶ Blade Length: 6"
- ▶ Overall length: 12"
- ▶ TPI: 20
- ▶ Beechwood handle with Brass ferrule

**BGH/Crown Part#
20195/187V**
Veneer Saw

Features:

- ▶ Cuts on pull and push strokes
- ▶ Resharpenable high carbon steel blade has teeth on both sides
- ▶ Blade Length: 3"
- ▶ Overall Length: 8-1/2"
- ▶ TPI: 15
- ▶ Beechwood handle with Brass ferrule

**BGH/Crown Part#
20200/188**
8" Dovetail Saw Full Handle

Features:

- ▶ Resharpenable high carbon steel blade
- ▶ Stained Beechwood handle secured with screws
- ▶ Stiffened with brass back
- ▶ 20 Teeth per inch

**BGH/Crown Part#
20202/195**
12" Tenon Saw - Full Handle

Features:

- ▶ Resharpenable high carbon steel blade
- ▶ Stained Beechwood handle secured with screws
- ▶ Stiffened with brass back
- ▶ 13 Teeth per inch

**BGH/Crown Part#
20210/FLINN1**
10" Dovetail Saw

Features:

- ▶ High quality steel blade
- ▶ Beechwood handle with Brass ferrule
- ▶ Ideal for cutting close to flat surfaces when trimming dowels

**BGH/Crown Part#
20220/FLINN**
10" Reversible Dovetail Saw

Features:

- ▶ Blade pivots
- ▶ Beechwood handle with Brass ferrule
- ▶ Use for flush cuts
- ▶ Ideal for cutting close to flat surfaces when trimming dowels

**BGH/Crown Part#
20222/189**
22" Panel Saw - 10 TPI

Features:

- ▶ Resharpenable high carbon steel blade
- ▶ Stained Beechwood handle secured with screws
- ▶ Teeth are set and sharpened
- ▶ 10 teeth per inch

**BGH/Crown Part#
20224/190**
24" Rip Saw - 4.5 TPI

Features:

- ▶ Taper ground from nickel chrome alloy steel
- ▶ Stained Beechwood handle secured with screws
- ▶ Teeth are set and sharpened
- ▶ 4.5 teeth per inch

**BGH/Crown Part#
20255/FLINN3**
10" Gents Reversible Dovetail Saw

Features:

- ▶ Beechwood handle with Brass ferrule
- ▶ Mirror finished brass back
- ▶ High carbon Sheffield steel blade








HAND SAWS

Mini Gents Saw

Features:

- ▶ Resharpenable high carbon steel blade
- ▶ Designed for cutting box joints, dovetails, joinery & fine model making

BGH/Crown Part#	Size	Handle	
20235/187M	4"	Beechwood with Steel Loop	
20245/187	8"	Beechwood with Steel Loop	
20254/187L	10"	Beechwood with Steel Loop	
20240/186	6"	Beechwood with Steel Loop	
20250/FLINN2	8"	Beechwood with Steel Loop	

DRAW KNIFE

BGH/Crown Part#**20265/DK**

Draw Knife - Straight

Features:

- ▶ Hardened and tempered high carbon steel blade
- ▶ Beechwood handle with Brass ferrule
- ▶ Blade length: 11"
- ▶ Overall length: 16-1/4"

**BGH/Crown Part#****20270/DKB**

Draw Knife - Bent

Features:

- ▶ Hardened and tempered high carbon steel blade
- ▶ Beechwood handle with Brass ferrule



CABINET SCRAPERS

BGH/Crown Part#
20180/20180
Cabinet Scraper 3" x 6"

Features:

- ▶ Hardened and tempered high carbon steel
- ▶ Used to remove paint, glue or stain from wood surfaces
- ▶ Ideal for creating shiny & level surface



BGH/Crown Part#
20182/375
Cabinet Scraper Flat 2.5" x 5"

Features:

- ▶ Hardened and tempered high carbon steel
- ▶ Faster than using sandpaper
- ▶ Used to remove paint, glue or stain from wood surfaces
- ▶ Ideal for creating shiny & level surface



BGH/Crown Part#
20183/375 & 377
Cabinet Scraper Flat 2.5" x 5" & Burnisher Kit

Features:

- ▶ Faster than using sandpaper
- ▶ Burnisher can be used to return edge to cabinet scrapers
- ▶ Used to remove paint, glue or stain from wood surfaces
- ▶ Ideal for creating shiny & level surface



Includes:

- ▶ 2-1/2" x 5" rectangle cabinet scraper (2) - 20182
- ▶ Burnisher (1) - 20260

BGH/Crown Part#
20184/3762
Cabinet Scraper Curved

Features:

- ▶ Hardened and tempered high carbon steel
- ▶ Faster than using sandpaper
- ▶ Used to remove paint, glue or stain from wood surfaces
- ▶ Ideal for creating shiny & level surface



BGH/Crown Part#
20185/377
Cabinet Scraper Set of 3 with Burnisher

Features:

- ▶ Faster than using sandpaper
- ▶ Burnisher can be used to return edge to cabinet scrapers
- ▶ Used to remove paint, glue or stain from wood surfaces
- ▶ Ideal for creating shiny & level surface



Includes:

- ▶ 2-1/2" x 5" rectangle, gooseneck and curved cabinet scrapers (1) - 20188
- ▶ Burnisher (1) - 20260

BGH/Crown Part#
20186/3763
Cabinet Scraper Gooseneck

Features:

- ▶ Hardened & tempered high carbon steel
- ▶ Faster than using sandpaper
- ▶ Used to remove paint, glue or stain from wood surfaces
- ▶ Ideal for creating shiny & level surface



BGH/Crown Part#
20188/376
Cabinet Scraper Set of 3

Features:

- ▶ 2-1/2" x 5" Rectangle, gooseneck & curved cabinet scrapers
- ▶ Tempered high carbon steel
- ▶ Includes 3 shapes
- ▶ Used to remove paint, glue or stain from wood surfaces
- ▶ Ideal for creating shiny & level surface



BGH/Crown Part#
25307/376M
Set of Four Mini Cabinet Scrapers



Features:

- ▶ For woodworking & guitar making
- ▶ Hardened & tempered high carbon steel
- ▶ For carving, levelling & finishing

Includes:


- ▶ 1 x Square profile
- ▶ 1 x Gooseneck/French curve profile
- ▶ 1 x Oval profile
- ▶ 1 x Concave/convex profile



BRAD PUSHER / SCRATCH AWL / BURNISHER


BRAD PUSHER

► Quality spring-loaded brad pusher

BGH/Crown Part#	Overall Length	Handle Length	Size	Handle	
20108/110XW	8"	4"	-	Beechwood with Brass ferrule	

SCRATCH AWL


► Use to mark out dovetails, drill and screw holes

BGH/Crown Part#	Overall Length	Handle Length	Size	Handle	
20110/114RW	5"	7-1/2"	-	Beechwood with Brass ferrule	

CABINET SCRAPER BURNISHER

Features:

- Use to return edge to cabinet scraper
- Made from high speed steel

BGH/Crown Part#	Overall Length	Handle Length	Size	Handle	
20260/377W	11-1/4"	5-1/4"	-	Dark Stained Beechwood	

BEVEL EDGED / SQUARE / CORNER / POINT CHISELS

BGH/Crown Part#**21030/175RC**

1/4" Dog Leg Corner Chisel




Features:

- High quality hardened and tempered carbon steel
- Beechwood handle with Brass ferrule

DIAMOND POINT CHISEL

Features:

- High speed steel
- Gives up to 6 times the edge life of carbon tools

BGH/Crown Part#	Overall Length	Handle Length	Size	Handle	
24080/273	14-1/2"	8-3/4"	1/2"	Beechwood with Brass ferrule	

BEVEL EDGED / SQUARE / CORNER / POINT CHISELS
BEVEL EDGE CHISELS

Features:



- ▶ Hot forged from the finest carbon steel shatterproof handle

BGH/Crown Part#	Overall Length	Handle Length	Size	Handle	
21035/170A	9-1/2"	4-1/2"	1/4"	Shatterproof	
21040/171A	9-3/4"	4-1/2"	1/2"	Shatterproof	
21045/172A	10"	4-1/2"	3/4"	Shatterproof	
21050/173A	10"	4-1/2"	1"	Shatterproof	

SQUARE CHISELS

Features:


- ▶ Gives up to 6 times the edge life of carbon tools

BGH/Crown Part#	Overall Length	Handle Length	Size	Handle	
22210/2221	10-1/4"	5-1/2"	3/8"	Beechwood with Brass ferrule	
24075/272	15-1/4"	8-1/2"	1/2"	Beechwood with Brass ferrule	

CORNER CHISEL

Features:

- ▶ Hot forged from the finest carbon steel

BGH/Crown Part#	Overall Length	Handle Length	Size	Handle	
21070/175CC	10"	5-1/2"	-	Beechwood with Brass ferrule	




MORTISE CHISELS

MORTISE CHISELS


Features:

- ▶ Hardened and tempered high carbon steel blade
- ▶ Taper ground tip

BGH/Crown Part#	Overall Length	Handle Length	Size	Handle	
21007/1761	12"	6"	1/4"	Beechwood with Steel Loop	
21008/1762	12-1/2"	6"	5/16"	Beechwood with Steel Loop	
21009/1763	12"	6"	3/8"	Beechwood with Steel Loop	
21010/1764	13-1/4"	6-1/4"	1/2"	Beechwood with Steel Loop	
21012/1765	12"	6"	5/8"	Beechwood with Steel Loop	
21015/1766	12"	6-1/2"	3/4"	Beechwood with Steel Loop	
21017/1767	12"	6"	7/8"	Beechwood with Steel Loop	
21020/1768	12"	6-1/4"	1"	Beechwood with Steel Loop	
21025/1769	13"	6-1/2"	1-1/4"	Beechwood with Steel Loop	
21026/1770	13-1/4"	6-1/2"	1-1/2"	Beechwood with Steel Loop	


SKEW CHISELS
PAIR 1/2" SKEW WOOD CHISELS
Features:

- ▶ Hot forged from the finest carbon steel
- ▶ Ideal to give a slicing action for precise pairing of a joint & detained finishing

BGH/Crown Part#	Overall Length	Handle Length	Size	Handle	
21060/17415K	10-3/4"	5-1/2"	1/2"	Beechwood with Brass ferrule	





SKEW CHISELS
Features:

- ▶ Hot forged from finest carbon steel

BGH/Crown Part#	Overall Length	Handle Length	Size	Handle	
22220/2222	10-1/4"	5-1/2"	1/8"	Beechwood with Brass ferrule	
22230/2223	10-1/4"	5-1/2"	3/8"	Beechwood with Brass ferrule	

OVAL SKEW CHISEL
Features:

- ▶ Sharpened edge lasts 6 times longer than carbon steel
- ▶ Ideal for making turned table legs, bed posts etc.

BGH/Crown Part#	Overall Length	Handle Length	Size	Handle	
24129/249	15"	8-1/2"	1/2"	Beechwood with Brass ferrule	
24130/250W	15"	8-1/2"	3/8"	Beechwood with Brass ferrule	
24131/251	15"	8-1/2"	1"	Beechwood with Brass ferrule	
24133/252	20"	14-1/2"	1-1/4"	Beechwood with Brass ferrule	




SKEW CHISELS

SKEW CHISEL

Features:

- ▶ Hot forged from finest carbon steel




BGH/Crown Part#	Overall Length	Handle Length	Size	Handle	
25324/270RAZW	17"	10"	3/4"	Black Ash with Brass ferrule	

GOUGES

SKEW CHISEL

Features:


- ▶ Sharpened edge lasts 6 times longer than carbon steel
- ▶ Ideal for making turned table legs, bed posts etc.

BGH/Crown Part#	Overall Length	Handle Length	Size	Handle	
24132/270ARSW	20-1/2"	14-1/2"	3/4"	Beechwood with Brass ferrule	
24065/270W	15"	8-1/2"	1/2"	Beechwood with Brass ferrule	
24070/271	15"	8-1/2"	1"	Beechwood with Brass ferrule	

VEINER GOUGE

Features:

- ▶ Hardened & tempered finest carbon steel

BGH/Crown Part#	Overall Length	Handle Length	Size	Handle	
22330/2233	10-1/4"	5-1/2"	1/16"	Beechwood with Brass ferrule	

GOUGES
STRAIGHT GOUGES

Features:



▶ Tempered finest high carbon steel

BGH/Crown Part#	Overall Length	Handle Length	Size	Handle		
22240/2224	10-1/4"	5-1/2"	1/4"	Beechwood with Brass ferrule		
22250/2225	10-1/4"	5-1/2"	1/2"	Beechwood with Brass ferrule		
22260/2226	10-1/4"	5-1/2"	3/4"	Beechwood with Brass ferrule		
22270/2227	10-1/4"	5-1/2"	1/8"	Beechwood with Brass ferrule		
22280/2228	10-1/4"	5-1/2"	1/4"	Beechwood with Brass ferrule		
22290/2229	10-1/2"	5-1/2"	1/2"	Beechwood with Brass ferrule		
22300/2230	10-1/4"	5-1/2"	3/8"	Beechwood with Brass ferrule		
22310/2231	10-1/4"	5-1/2"	1/8"	Beechwood with Brass ferrule		
22320/2232	11"	6-1/2"	3/4"	Beechwood with Brass ferrule		

SPOON BIT GOUGE

Features:

▶ Hardened & tempered finest carbon steel

BGH/Crown Part#	Overall Length	Handle Length	Size	Handle		
22360/2236	10-1/4"	5-1/2"	3/8"	Beechwood with Brass ferrule		





GOUGES

BENT GOUGES

Features:

- ▶ Hardened & tempered finest carbon steel

BGH/Crown Part#	Overall Length	Handle Length	Size	Handle	
22340/2234	10-3/4"	5-3/4"	3/4"	Beechwood with Brass ferrule	 
22350/2235	10-1/4"	5-1/2"	3/8"	Beechwood with Brass ferrule	 

V TOOL

Features:




- ▶ Hardened & tempered finest carbon steel

BGH/Crown Part#	Overall Length	Handle Length	Size	Handle	
22370/2237	10-1/4"	5-1/2"	1/8"	Beechwood with Brass ferrule	 
22380/2238	10-1/4"	5-1/2"	1/4"	Beechwood with Brass ferrule	 

ROUGHING OUT GOUGES

Features:

- ▶ High speed steel
- ▶ Lasts up to 6 times as long as carbon tools
- ▶ Ideal to produce a round shape from square edge spindle stock

BGH/Crown Part#	Overall Length	Handle Length	Size	Handle	
24000/230	15"	8-1/2"	3/4"	Beechwood with Brass ferrule	 
24005/231W	20"	14"	1-1/4"	Beechwood with Brass ferrule	 

GOUGES
SPINDLE GOUGES (M2)

Features:

- ▶ M2 high speed steel
- ▶ Lasts up to 6 times as long as carbon tools

BGH/Crown Part#	Overall Length	Handle Length	Size	Handle	
24010/235	15-1/2"	8-1/2"	1/4"	Beechwood with Brass ferrule	 
24015/236W	15"	8-1/2"	3/8"	Beechwood with Brass ferrule	 
24020/237	15"	8-1/2"	1/2"	Beechwood with Brass ferrule	 
24025/238	15"	8-1/2"	3/4"	Beechwood with Brass ferrule	 
25309/235RAZW	18"	10"	1/4"	Black Ash with Brass Ferrule	 
25310/236RAZW	17"	10"	3/8"	Black Ash with Brass Ferrule	 
25311/237RAZW	17"	10"	1/4"	Black Ash with Brass Ferrule	 

SPINDLE GOUGES (M42)

Features:

- ▶ M42 High speed steel
- ▶ Lasts upto 6 times as long as carbon tools

BGH/Crown Part#	Overall Length	Handle Length	Size	Handle	
25313/240RAZW	27"	17"	1/4"	Black Ash with Brass Ferrule	 
25314/240SGRAZW	28"	16"	1/4"	Black Ash with Brass Ferrule	 
25315/241RAZW	27"	16"	3/8"	Black Ash with Brass Ferrule	 



GOUGES

SPINDLE GOUGES

Features:

- ▶ M42 High speed steel
- ▶ Lasts upto 6 times as long as carbon tools

BGH/Crown Part#	Overall Length	Handle Length	Size	Handle	
25316/241SGRAZW	27"	16"	3/8"	Black Ash with Brass Ferrule	 
25317/242RAZW	27"	16"	1/2"	Black Ash with Brass Ferrule	 
25318/242SGRAZW	27"	16"	1/2"	Black Ash with Brass Ferrule	 

DETAIL GOUGES

Features:

- ▶ High speed steel
- ▶ Lasts up to 6 times as long as carbon tools
- ▶ Ideal for cutting coves & beads

BGH/Crown Part#	Overall Length	Handle Length	Size	Handle	
24027/236D	19"	12-1/2"	3/8"	Beechwood with Brass ferrule	 
24028/237D	19"	12-1/2"	1/2"	Beechwood with Brass ferrule	 

ELLSWORTH SIGNATURE GOUGE



Features:

- ▶ M2 high speed steel
- ▶ Lasts up to 6 times as long as carbon tools
- ▶ Developed in conjunction with David Ellsworth

BGH/Crown Part#	Overall Length	Handle Length	Size	Handle	
24151/241E	27-1/2"	17-1/2"	3/8"	Beechwood with Brass ferrule	 
24155/242EW	27-1/2"	17-1/2"	1/2"	Beechwood with Brass ferrule	 



GOUGES
BEAVER DEEP SWAN NECK TOOL
Features:

- ▶ High speed steel
- ▶ Lasts up to 6 times as long as carbon tools

BGH/Crown Part#	Overall Length	Handle Length	Size	Handle	
24154/271GWSN	23"	14"	-	Beechwood with Brass ferrule	 

WOODTURNING 3/4" ROUGHING GOUGE
Features:

- ▶ High speed steel
- ▶ Lasts up to 6 times as long as carbon tools

BGH/Crown Part#	Overall Length	Handle Length	Size	Handle	
24158/236SK	15"	8-1/2"	3/4"	Beechwood with Brass ferrule	 



3/4" PM ROUGHING OUT GOUGE
Features:

- ▶ Made from an advanced powder metal
- ▶ Lasts 4-5 times longer than conventional high speed steel
- ▶ Hardened to between 66-degrees and 69-degrees rockwell

BGH/Crown Part#	Overall Length	Handle Length	Size	Handle	
25000/230PM	19"	12-1/2"	3/4"	Black Ash with Brass Ferrule	 
25308/230RAZW	15"	10"	3/4"	Black Ash with Brass Ferrule	 

CRYOGENIC HOLLOWING TOOLS
1/4" Square Hollowing Tool Bent 80°
Features:

- ▶ Made from high speed steel
- ▶ Cryogenically treated blades for superior longevity
- ▶ Sharpened edge lasts 6 times longer than carbon steel

BGH/Crown Part#	Overall Length	Handle Length	Size	Handle	
24082/279B	13"	8-1/2"	1/4"	Beechwood with Brass ferrule	 




CRYOGENIC HOLLOWING TOOLS

1/4" Square Hollowing Tool Bent 45°

Features:


- ▶ Made from high speed steel
- ▶ Cryogenically treated blades for superior longevity
- ▶ Sharpened edge lasts 6 times longer than carbon steel

BGH/Crown Part#	Overall Length	Handle Length	Size	Handle	
24083/279A	14"	8-1/2"	1/4"	Beechwood with Brass ferrule	

1/4" Square Hollow Tool Straight

Features:


- ▶ Made from high speed steel
- ▶ Cryogenically treated blades for superior longevity
- ▶ Sharpened edge lasts 6 times longer than carbon steel

BGH/Crown Part#	Overall Length	Handle Length	Size	Handle	
24084/279	1-1/2"	8-1/2"	1/4"	Beechwood with Brass ferrule	

Beaver Deep Hollowing Tool

Features:

- ▶ M2 high speed steel
- ▶ Cryogenically treated blades for superior longevity
- ▶ Gives up to 6 times the edge life of carbon tools

BGH/Crown Part#	Overall Length	Handle Length	Size	Handle	
24152/271G	24"	14"	-	Beechwood with Brass ferrule	

Cryogenic Hollower / Scraper

Features:

- ▶ Includes 2 hollowing probes
- ▶ Cryogenically treated blades for superior longevity


BGH/Crown Part#	Overall Length	Handle Length	Size	Handle	
24650/HTC1	17-1/2"	10-1/4"	-	Black Ash	

CRYOGENIC HOLLOWING TOOLS
Mini Spiraling & Texturing System
Features:

- ▶ Cryogenically treated blades for superior longevity


Includes:

- ▶ 1 by 17 tooth wheel
- ▶ 1 by 27 tooth wheel

BGH/Crown Part#	Overall Length	Handle Length	Size	Handle	
24662/ST2	9-1/2"	5-1/4"	-	Beechwood with Brass ferrule	


Mini Revolution Scraper
Features:

- ▶ New hollowing system from the world leaders in fine turning tools
- ▶ Cryogenically treated cutting tips

BGH/Crown Part#	Overall Length	Handle Length	Size	Handle	
24800/REV01U	17"	10"	-	Black Ash with Brass ferrule	


Revolution 5/8" System
Features:

- ▶ New hollowing system from the world leaders in fine turning tools
- ▶ Cryogenically treated cutting tips
- ▶ Comes with 5 different cutting tips

BGH/Crown Part#	Overall Length	Handle Length	Size	Handle	
24801/REV01U58	22"	17-1/2"	5/8"	Black Ash with Brass ferrule	

Cryogenically Treated Burnisher
Features:

- ▶ Hardened to between 66° & 69° rockwell
- ▶ Lasts 4-5 times longer than conventional high speed tools

BGH/Crown Part#	Overall Length	Handle Length	Size	Handle	
25306/377KW	12"	5"	-	Stained Black	











BOWL GOUGES

BOWL GOUGES (HSS)

Features:



- ▶ High speed steel
- ▶ Lasts up to 6 times as long as carbon tools

BGH/Crown Part#	Overall Length	Handle Length	Size	Handle	
24030/241W	24"	14"	3/8"	Beechwood with Brass ferrule	 
24035/242	24"	14"	1/2"	Beechwood with Brass ferrule	 
24037/243	27-1/2"	17-1/2"	3/4"	Beechwood with Brass ferrule	 
24145/240	24"	14"	1/4"	Beechwood with Brass ferrule	 

M42 BOWL GOUGES (M42)

Features:

- ▶ Hardened to 66/69 HRC, massively out performing standard HSS tool
- ▶ Cryogenically treated to maximize the high performance carbide structure available with M42 HSS
- ▶ Triple tempered giving ultra high performance
- ▶ Razor sharpness

BGH/Crown Part#	Overall Length	Handle Length	Size	Handle	
25300/240KW	27"	18"	1/4"	Beechwood with Brass ferrule	 
25301/241KW	27"	16"	3/8"	Beechwood with Brass ferrule	 
25302/242KW	27"	16"	1/2"	Beechwood with Brass ferrule	 

POWDER METALLURGY TURNING TOOLS
PM BOWL GOUGES
Features:

- ▶ Hardened to between 66° & 69° rockwell
- ▶ Lasts 4-5 times longer than conventional high speed tools

BGH/Crown Part#	Overall Length	Handle Length	Size	Handle	
25026/240PMW	26"	16"	1/4"	Beechwood with Brass ferrule	 
25028/241SPM	19"	12-1/2"	3/8"	Beechwood with Brass ferrule	 
25030/241PM	26"	16"	3/8"	Beechwood with Brass ferrule	 
25035/242PM	26"	16"	1/2"	Beechwood with Brass ferrule	 
25037/243PM	25"	16"	3/4"	Beechwood with Brass ferrule	 
25039/243XPM	25"	16"	1"	Beechwood with Brass ferrule	 

PM ELLSWORTH SIGNATURE GOUGES
Features:

- ▶ Hardened to between 66° & 69° rockwell
- ▶ Lasts 4-5 times longer than conventional high speed tools
- ▶ Developed in conjunction with David Ellsworth

BGH/Crown Part#	Overall Length	Handle Length	Size	Handle	
25151/241EPMW	26"	16"	1/4"	Beechwood with Brass ferrule	 
25155/242EPM	26"	16"	3/8"	Beechwood with Brass ferrule	 





POWDER METALLURGY TURNING TOOLS

PM Diamond Parting Tool

Features:



- ▶ Lasts 4-5 times longer than conventional high speed tools
- ▶ Hardened to between 66° & 69° rockwell

BGH/Crown Part#	Overall Length	Handle Length	Size	Handle	
25050/246PM	19"	12-1/2"	3/16"	Beechwood with Brass ferrule	 

PM Round Nose Scraper

Features:



- ▶ Lasts 4-5 times longer than conventional high speed tools
- ▶ Hardened to between 66° & 69° rockwell

BGH/Crown Part#	Overall Length	Handle Length	Size	Handle	
25056/261PM	19"	12-1/2"	3/4"	Beechwood with Brass ferrule	 

PM Skew Chisel

Features:



- ▶ Lasts 4-5 times longer than conventional high speed tools
- ▶ Hardened to between 66° & 69° rockwell

BGH/Crown Part#	Overall Length	Handle Length	Size	Handle	
25069/270PM	19"	12-1/2"	3/4"	Beechwood with Brass ferrule	 

PM Square End Scraper

Features:

- ▶ Lasts 4-5 times longer than conventional high speed tools
- ▶ Hardened to between 66° & 69° rockwell

BGH/Crown Part#	Overall Length	Handle Length	Size	Handle	
25137/254PM	19"	12-1/2"	3/4"	Beechwood with Brass ferrule	 

POWDER METALLURGY TURNING TOOLS
PM SPINDLE GOUGE

Features:

- ▶ Hardened to between 66° & 69° rockwell
- ▶ Lasts 4-5 times longer than conventional high speed tools
- ▶ Made from advanced power metal

BGH/Crown Part#	Overall Length	Handle Length	Size	Handle	
25015/236PM	19"	12-1/2"	3/8"	Black Ash with Brass ferrule	 
25020/237PM	19"	12-1/2"	1/2"	Black Ash with Brass ferrule	 

RING & PARTING TOOLS
PARTING TOOLS

Features:

- ▶ High speed steel
- ▶ Lasts up to 6 times as long as carbon tools

BGH/Crown Part#	Overall Length	Handle Length	Size	Handle	
24040/244	14-1/2"	8-1/2"	1/8"	Beechwood with Brass ferrule	 
24042/246X	14-1/2"	8-1/2"	1/8"	Beechwood with Brass ferrule	 
24045/244A	14-1/2"	8-1/2"	1/16"	Beechwood with Brass ferrule	 
24047/244AF	11"	8-1/2"	1/16"	Beechwood with Brass ferrule	 
24050/246	15"	8-1/2"	3/16"	Beechwood with Brass ferrule	 
24052/245	15"	8-1/2"	1/4"	Beechwood with Brass ferrule	 



RING & PARTING TOOLS

RING TOOLS

Features:

- ▶ Designed for end grain cutting
- ▶ Outside bevel for following-out bowls
- ▶ Inside bevel for facing straight outs

BGH/Crown Part#	Overall Length	Handle Length	Size	Handle	
24085/275W	16"	8-1/2"	1/2"	Beechwood with Brass ferrule	
24090/275A	24"	14"	1"	Beechwood with Brass ferrule	
25320/246RAZW	17"	10"	3/16"	Black Ash with Brass ferrule	

THREE POINT TOOLS

Features:

- ▶ M2 High speed steel
- ▶ Suitable for faceplate & spindle work

BGH/Crown Part#	Overall Length	Handle Length	Size	Handle	
24092/271DA	15"	8-1/2"	3/8"	Beechwood with Brass ferrule	
24093/271D	14"	8-1/2"	1/2"	Beechwood with Brass ferrule	

BEAD FORMING TOOLS

Features:





- ▶ High speed steel
- ▶ Gives up to 6 times the edge life of carbon tools
- ▶ Perfect tool for cutting accurate beads

BGH/Crown Part#	Overall Length	Handle Length	Size	Handle	
24095/276W	15"	8-1/2"	1/4"	Beechwood with Brass ferrule	
24100/276AW	15"	8-1/2"	3/8"	Beechwood with Brass ferrule	

RING & PARTING TOOLS
COMBO L & R CAPTIVE RING TOOLS

Features:

- ▶ High speed steel
- ▶ Ideal for producing rings that are captured by workpiece
- ▶ Gives up to 6 times the edge life of carbon tools

BGH/Crown Part#	Overall Length	Handle Length	Size	Handle	
24105/277	15"	8-1/2"	1/4"	Beechwood with Brass ferrule	 
24110/278	15"	8-1/2"	3/8"	Beechwood with Brass ferrule	 

ROUND NOSE SCRAPERS

Features:

- ▶ High speed steel
- ▶ Lasts up to 6 times as long as carbon tools
- ▶ Perfect for achieving a smooth finish after shaping

BGH/Crown Part#	Overall Length	Handle Length	Size	Handle	
24055/260W	15"	8-1/2"	1/2"	Beechwood with Brass ferrule	 
24056/261	15"	8-1/2"	3/4"	Beechwood with Brass ferrule	 
24057/262	15"	8-1/2"	1"	Beechwood with Brass ferrule	 
24135/2561	21"	14"	1-1/2"	Beechwood with Brass ferrule	 
25322/261RAZW	16"	10"	3/4"	Black Ash with Brass ferrule	 



LONG HANDLE SCRAPERS

SIDE CUT SCRAPER

Features:

- ▶ High speed steel
- ▶ Designed for finishing the bottoms of bowls & boxes

BGH/Crown Part#	Overall Length	Handle Length	Size	Handle	
24060/265W	15"	8-1/2"	3/4"	Beechwood with Brass ferrule	 
24062/266	14-1/2"	8-1/2"	3/4"	Beechwood with Brass ferrule	 

SQUARE END SCRAPER

Features:

- ▶ M2 High Speed Steel
- ▶ Ideal for finishing both flat bottomed & convex projects

BGH/Crown Part#	Overall Length	Handle Length	Size	Handle	
24136/253	15"	8-1/2"	1/2"	Beechwood with Brass ferrule	 
24137/254	15"	8-1/2"	3/4"	Beechwood with Brass ferrule	 
24138/255	15-1/4"	8-1/2"	1"	Beechwood with Brass ferrule	 
25321/254RAZW	17"	10"	3/4"	Black Ash with Brass ferrule	 

BOWL FINISHING SCRAPER


Features:

- ▶ High speed steel
- ▶ Gives up to 6 times the edge life of carbon tools
- ▶ Perfect for removing ridges on the inside of bowls

BGH/Crown Part#	Overall Length	Handle Length	Size	Handle	
24140/256W	21"	14"	1"	Beechwood with Brass ferrule	 
25323/265RAZW	16"	10"	3/4"	Black Ash with Brass ferrule	 


LONG HANDLE SCRAPERS
MULTI-TIP SCRAPER
Features:

- ▶ High speed steel
- ▶ Gives up to 6 times the edge life of carbon tools
- ▶ Round, Square & Pear shape cutters

BGH/Crown Part#	Overall Length	Handle Length	Size	Handle	
24150/268W	21"	14"	-	Beechwood with Brass ferrule	


DOME NOSE SCRAPER
DOME NOSE SCRAPER
Features:

- ▶ Hot forged from M2 high speed steel
- ▶ Rockwell (62/64)

BGH/Crown Part#	Overall Length	Handle Length	Size	Handle	
24134/2562	21"	14"	1-1/2"	Beechwood with Brass ferrule	

PEPPER MILL TOOL
PEPPER MIL TOOL
Features:

- ▶ Designed for use with crush grinded mechanism
- ▶ High speed steel

BGH/Crown Part#	Overall Length	Handle Length	Size	Handle	
24162/PMT/1	15"	9"	-	Beechwood with Brass ferrule	



SCREWDRIVERS

BGH/Crown Part#
20300/185X

Cabinet Screwdriver (Set of 6)

Features:

- ▶ Beechwood handle
- ▶ Hardened and tempered high carbon steel blade
- ▶ Set of 6, each hand finished to fit a particular screw slot

**CABINET SCREWDRIVERS**

Features:

- ▶ Beechwood handle
- ▶ Hardened and tempered high carbon steel blade

	BGH/Crown Part#	Size
	20303/180	3"
	20304/181	4"
	20305/182	5"

	BGH/Crown Part#	Size
	20306/183	6"
	20308/184	8"
	20310/185	10"

SHAVEHOOKS

BGH/Crown Part#
20170 333

9" Triangle Shavehook

Features:

- ▶ Hardened and tempered steel blade riveted to shank
- ▶ Shank runs full length of handle
- ▶ Beechwood handle with Brass ferrule


BGH/Crown Part#
20174 335

9" Combination Shavehook

Features:

- ▶ Hardened and tempered steel blade riveted to shank
- ▶ Shank runs full length of handle
- ▶ Beechwood handle with Brass ferrule


BGH/Crown Part#
20172 334

9" Heart Shavehook

Features:

- ▶ Hardened and tempered steel blade riveted to shank
- ▶ Shank runs full length of handle
- ▶ Beechwood handle with Brass ferrule


BGH/Crown Part#
20178 336

3 Pcs. Shavehook Set - 7"

Features:

- ▶ Scrape difficult to get at curves, grooves, and cracks
- ▶ Great for restoring and refinishing
- ▶ Hardened and tempered steel blades
- ▶ Beechwood handle with Brass ferrule



Set Includes:

- ▶ Triangle shavehook, heart shavehook, combination shavehook

WOODWORKING TOOLS & SETS
**BGH/Crown Part#
24115/285**
8 Pcs. Woodturning Tool Set
Features:

- ▶ M2 High speed steel
- ▶ Gives up to 6 times the edge life of carbon tools
- ▶ Beechwood handle with Brass ferrule


Includes:

 24000, 24010, 24020, 24052,
24056, 24057, 24065, 24070

Packed in an attractive cardboard display box

**BGH/Crown Part#
24116/290**
8 Pcs. Woodturning Tool Set
Features:

- ▶ M2 High speed steel
- ▶ Gives up to 6 times the edge life of carbon tools
- ▶ Beechwood handle with Brass ferrule


Includes:

 24000, 24010, 24020, 24052,
24056, 24057, 24065, 24070

Packed in an attractive wooden display box

**BGH/Crown Part#
24125/295**
**5 Pcs. Miniature Woodturning
Tool Set**
Features:

- ▶ M2 High Speed Steel
- ▶ Beechwood handle with Brass ferrule


**BGH/Crown Part#
24160/296A**
3 Pcs. HSS Pen Woodturning Set
Features:

- ▶ High Speed steel
- ▶ Beechwood handle with Brass ferrule


**BGH/Crown Part#
24280/280**
5 Pcs. HSS Woodturning Tool Set
Features:

- ▶ High speed steel
- ▶ Beechwood handle with Brass ferrule


**BGH/Crown Part#
24270/205**
5 Pcs. Carbon Steel Woodturning Set
Features:

- ▶ High speed steel
- ▶ Gives up to 6 times the edge life of carbon tools
- ▶ Beechwood handle with Brass ferrule


**BGH/Crown Part#
25280/280PM**
5 Pcs. Pro-PM Woodturning Set
Features:

- ▶ High speed steel
- ▶ Beechwood handle with Brass ferrule


**BGH/Crown Part#
21000/174R**
4 Pcs. Chisel Set
Features:

- ▶ Finest carbon steel, hardened ready for use
- ▶ Beechwood handle with Brass ferrule
- ▶ 4 Pcs. boxed chisel set in Cardboard Box


**BGH/Crown Part#
21005 174RB**
4 Pcs. Butt Chisels
Features:

- ▶ Hardened and tempered high carbon steel blade
- ▶ Ideal for very precise hand cutting & pairing of joints 1/4", 1/2", 3/4" & 1"
- ▶ Rosewood handle with Brass ferrule
- ▶ 4Pcs chiselset in Cardboard Box



Set includes: 1/4", 1/2", 3/4" and 1"



WOOD CARVING TOOL SET

BGH/Crown Part#**22000/220**

6 Pcs. Woodcarving Set

Features:

- ▶ Hot forged from the finest carbon steel
- ▶ Overall length: 6-3/4"
- ▶ Packed in an attractive cardboard display box
- ▶ Stained Beechwood handle with Brass ferrule

**BGH/Crown Part#****22420/2242**

12 Pcs. Woodcarving Set

Features:

- ▶ Finest carbon steel
- ▶ Beechwood handle with Brass ferrule

Box Includes:

22210, 22220, 22240,
22260, 22270, 22290,
22300, 22320, 22330,
22340, 22360, 22380

**BGH/Crown Part#****22410/2241**

12 Pcs. Woodcarving Set

Features:

- ▶ Finest carbon steel
- ▶ Beechwood handle with Brass ferrule

Box Includes:

22210, 22220, 22240,
22260, 22270, 22290,
22300, 22320, 22330,
22340, 22360, 22380





USE QUALITY TOOLS FOR BETTER RESULTS

Handmade to the finest quality, Crown has found the perfect equilibrium between tradition and innovation, making our tools beautiful as well as functional. This combination of old and new techniques ensures we are giving our customers what we consider the best quality hand tools available.



A Subsidiary of



American
General Tool Group

Distributed by

BigHorn

929 Poinsettia Avenue, Suite 101-Vista, CA 92081

Phone: (760) 745-7993 | Fax: (760) 480-0411

www.crowntoolsusa.com | sales@crowntoolsusa.com

